



DELHI PUBLIC SCHOOL ALIGARH
HOLIDAY HOMEWORK
SESSION-2025-26

CLASS – PLAYGROUP

Dear Parents,

Greetings from D.P.S. Fraternity!

☀️✨ Hooray for Summer! 🐞👣

School is done, it's time to play,
Summer fun is on the way!
Splash in puddles, run so fast,
Make sweet memories that will last. ☀️☐

Ice cream melts in sunny heat,
Sandy toes and dancing feet! 🍦👣
Picnics, parks, and skies so blue,
So many fun things we can do! 🎈

Let's go exploring, near and far,
On a bike, a boat, or in a car! 🚲🚗
With songs to sing and games to share,
Summer adventures are everywhere! 🎵🌸



- **Play Pretend Adventure!**

Let's use our imagination and become someone new! Dress up in fun costumes and use toys or props to create make-believe places like a grocery store, a castle, or a cozy home. Take turns playing different roles—like a chef, a parent, or a superhero—and talk to each other in character. It's a fun way to use new words and build your own little world!



- **Nature Wonders Right Outside Your Door!**

Let's bring the joy of nature closer to home! Go on a Mini Nature Walk with your child—in your garden, balcony, or even during a short stroll in your neighbourhood.

- Look for leaves of different shapes and colours
- Spot flowers, birds, or butterflies
- Collect small treasures like pebbles, twigs, or fallen leaves
- Listen to the sounds of nature—chirping birds, rustling leaves, or buzzing insects



- **Fitness Bingo Challenge**

Complete the exercises on the Bingo card and check them off together. Aim for completing it to shout "Bingo!" Parents, help your child stay active and have fun while completing the challenge.

FITNESS BINGO!



Father's Day Greeting Card-

Design a fun and colorful Father's Day card with pom-poms balls, and present it to your dad on June 15th to celebrate his special day. An inspiration image is added to guide you.




Wild Faces: Paper Plate Animal Mask Fun!

Get creative by crafting a unique animal mask with a paper plate and colorful craft materials. As you design your mask, explore the animal's name, its color, and the sound it makes. It's a fun way to bring your favorite animal to life! An inspiration image is added to guide you.




Stick by Stick: Crafting Your Family with Love!

Using ice cream sticks, build a creative structure that represents your home and the heart of it—your family. Each stick symbolizes a family member, and together, they form the foundation of the place you call home. Decorate each piece to show the love and connection you share! Inspiration images are added to guide you.



Colour the images and learn the vocabulary-



LOLLIPOP

TOMATO




INKPOT

Let's go on a fingerprint adventure!

- First, the flower needs five petals—can you give it five fingerprints?
- Now, the palm tree needs four coconuts—give it four fingerprints!
- The cloud is feeling fluffy, let's add three fingerprints.
- Look, a ladybug! She needs two little spots—can you help her?
- The sun is shining bright—give it one golden fingerprint.

And finally, colour the rest.




REVISE AND PRACTICE


- ENGLISH- Vocabulary and phonic sounds of letters L, T, I
- HINDI- Recognition, Sound and vocabulary of letter अ
- MATHS- Oral counting from 1 to 5
- EVS- Revise body parts
- Rhymes with actions done in classroom.


USE OF MAGIC WORDS IN DAILY LIFE

To encourage the use of magic words in everyday conversations.

Please – when you ask for a treat!

 **Thank You** – when someone gives you
Something nice!

 **Sorry** – when you make a little mistake!

 **Excuse Me** – when you want to talk or pass by!

 **You're Welcome** – when someone says thank you!



GADGET FREE HOUR:

Consider dedicating one hour each day to being gadget-free and spending quality time with your children. Spend time together- eating, laughing, playing and rediscovering the pleasure of each other's company. It's a great way to strengthen family bonds and create lasting memories together.



IMPORTANT POINTS

- Kindly submit the holiday homework and all the books on the re-opening day of the school.
- We are sending clay, ice-cream sticks, pastel sheets, pom-pom balls, craft papers, paper plate for all homework activities and please keep all the remaining craft material with you at home only

MS.AKANKSHA JAIN

(Class coordinator)

MS.NEERU GUPTA

(Academic Incharge)

MS.ARTI JHA

(Principal)