



DELHI PUBLIC SCHOOL ALIGARH
HOLIDAY HOMEWORK SESSION 2025-26
CLASS - PREPARATORY



Dear Parent,

Greetings from D.P.S. Fraternity!

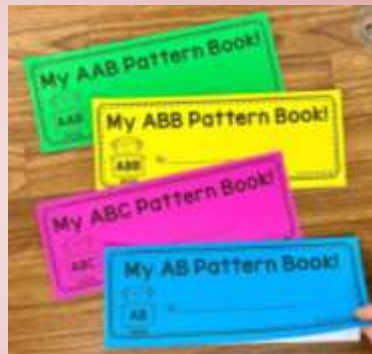
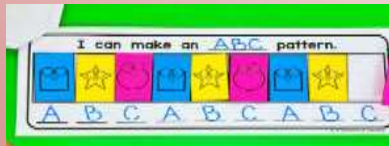
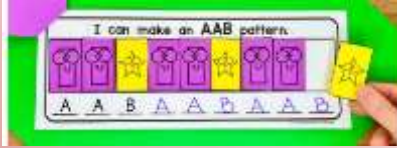
Every child looks forward to the summer holidays as a time of rest and relaxation. Summer vacations provide an opportunity for children to catch up on schoolwork, visit new places and spend time with family members. Children can also improve their skills by taking tutoring classes during the summer break. There are many places to visit and enjoy during summer vacations. The most important thing is to enjoy and make the most of this time.

Summer Tips:-

- 1) Dress your children in loose, light coloured clothes.**
 - 2) Take them for outdoor activities in the morning and evening hours.**
 - 3) Keep your children hydrated. Make them drink lots of water.**
 - 4) Help your children learn new things through exploring their interests.**
 - 5) Encourage children to read (or be read to) in a quiet, cozy space. You can make it more interactive by asking them to tell you what happens next in the story or to explain their favorite part.**
 - 6) Motivate your children to speak golden words.**
 - 7) Have a bed-time story session with your kids**
- So spend these holidays creating an environment filled with fun, frolic learning & helping.**

Make your pattern book

- To make a pattern book student will cut and paste a variety of small shape cards to create different combination of patterns. Few samples are given



Let's be creative

Make some animals with the help of ice-cream sticks, and practice speaking 5-6 lines about them like as shown in picture.



Make A Nature Collage

- **Materials:** Leaves, twigs, flowers, glue, paper.
- **Instructions:**
 - Take the children outside to collect leaves, flowers, or small twigs.
 - On an ivory sheet, arrange and glue the collected items to create a nature-themed collage.
 - Children can create scenes like a forest, or simply explore textures and colours.

Make Your Own Vocabulary Chart

- **Materials Needed:** Ivory sheet and pencil for drawing or writing.
- **Activity:** Give the children an alphabet chart. Ask them to find items around the house that start with each letter of the alphabet and draw or write the item next to the corresponding letter.

Make A Handprint Art Worksheet

- **Materials:** water colour, paper, markers.
- **Instructions:**
 - Dip the child's hand in paint and make handprints on paper.
 - Turn the handprint into animals, flowers, or trees by drawing extra details (e.g., add leaves for a tree, or legs and ears for an animal). Sample worksheet is given



LITERARY HOMEWORK

To improve the writing skills of the children and to make them practice every day, we have planned some written assignments of every subject for them. Kindly make your ward practice at least 2 to 3 times. Don't send the worksheets along with holiday homework. Wishing you all happy times together

- **English –**

- ❖ Do reading practice of letters and vocabulary along with phonic sounds.
- ❖ Practice Vowels & Consonants.
- ❖ Practice writing A to Z, a to z.
- ❖ Revise vocabulary words from the given link
<https://youtu.be/vwAhsodcmg>
- ❖ Use this link for letter sounds recognition
<https://youtu.be/quelnxff0GI>

- **Hindi –**

- ❖ Practice writing letters क वर्ग
- ❖ Practice recognition and vocabulary of letters from book pages 6 -10

- **Mathematics –**

- ❖ Practice oral counting numbers 1 to 20
- ❖ Write numbers 1 to 20 (under T and O method)

- **E.V.S. –**

- ❖ Practice narrating any short English story with the help of stick puppets.
- ❖ Practice singing the songs given on book pages 10,13 and 23
- ❖ Make a house in book page no.20 with the help of given glitter sheets.

GADGET FREE HOUR:

Consider dedicating one hour each day to being gadget-free and spending quality time with your children. Spend time together-eating, laughing, playing and rediscovering the pleasure of each other's company. It's a great way to strengthen family bonds and create lasting memories together.

Hope you will enjoy these activities and come back to school with a lot more excitement

**Ms. Akanksha Jain
(Class Coordinator)**

**Ms. Neeru Gupta
(Academic Incharge)**

**Ms. Arti Jha
(Principal)**