

# DELHI PUBLIC SCHOOL ALIGARH

## HOLIDAY HOMEWORK (2025-26)

### CLASS-VII

#### ENGLISH

#### 1. ADVERTISEMENT CHALLENGE

- Invent a new product (e.g., Flying Shoes, Homework Robot, Magical Notebook).
- Write and perform a short, funny advertisement script for it.
- You will record a video and mail it on [jyoti@dpsaligarh.org](mailto:jyoti@dpsaligarh.org)

#### 2. BOOK BASED QUESTIONS (ANY ONE)

- Make a comic strip of your favorite scene from a book you read last year.
- Imagine that the villain from your story is now a hero. Write a story from their perspective.

#### 3. ART INTEGRATED ACTIVITY BASED ON CH.4 INDIAN WEAVERS (POEM)

- A. FABRIC PAINTING-** Paint a scene or design Inspired by the poem on a piece of fabric, using natural dyes or fabric paints.

(OR)

- B. TAPESTRY DESIGN-** Design a tapestry inspired by the poem, using a combination of drawing, painting and collage techniques.

**\*TAPESTRY – A PIECE OF HEAVY CLOTH WITH PICTURES OR DESIGNS SEWN ON IT IN COLOURED THREAD**

\*\*\*\*\*

#### HINDI

**निर्देश :** संपूर्ण गृहकार्य परियोजना फाइल (Project File) में ही हल कीजिए—

- प्रश्न-1. 'हम पंछी उन्मुक्त गगन के' कविता के आधार पर उन्मुक्त (स्वतंत्र) पक्षी एवं पिंजरे में कैद पक्षी का चित्र बनाकर दोनों चित्रों के विषय में लगभग 80-80 शब्दों में अपने विचार लिखिए।
- प्रश्न-2. 'हिमालय की बेटियाँ' पाठ के आधार पर हिमालय से निकलने वाली नदियों एवं उनके किनारे बसे प्रमुख शहरों के नामों की सूची (जुसम) बनाइए तथा मानचित्र (डच) पर दर्शाकर परियोजना पुस्तिका में लगाइए।
- प्रश्न-3. किसी हिंदी दैनिक समाचार पत्र को प्रतिदिन पढ़िए और अपनी पसंद के राष्ट्रीय और खेल संबंधी समाचारों को काटकर अपनी परियोजना फाइल में चिपकाइए और 10 दिन तक उनकी 15-15 पंक्तियों का सुलेख कीजिए।
- प्रश्न-4. आपकी पाठ्य पुस्तक वसंत में दिए गए 'रहीम के दोहों' को याद कीजिए और हाव-भाव एवं लयबद्ध तरीके से गाते हुए एक वीडियो बनाइए। ग्रीष्मावकाश के उपरांत सभी विद्यार्थियों से इससे संबंधित कक्षा में सामूहिक क्रियाकलाप कराया जाएगा।
- प्रश्न-5. आपकी व्याकरण पुस्तक में दिए गए मुहावरों में से 1-15 तक में से किन्हीं पाँच मुहावरों को अर्थ सहित रंगीन चित्रों के माध्यम से प्रदर्शित करते हुए दीवार पर लटकाने (वॉल हैंगिंग) के रूप में तैयार कीजिए।
- प्रश्न-6. पंचतंत्र की किन्हीं 10 कहानियों को पढ़िए और जो कहानी आपको सबसे अच्छी लगी, उस विषय पर एक मौलिक (अपनी स्वयं की बनाई हुई) कहानी लगभग 150 शब्दों में लिखिए तथा संबंधित चित्र भी बनाइए।

#### MATHS

#### 1. Explore and discover fractal shapes in nature.

**FRACTAL** is a never-ending pattern. Fractals are infinitely complex patterns that are self-similar across different scales. They are created by repeating a simple process over and over in an ongoing feedback loop. A great many patterns in nature are fractal, and just by stepping outside – even in an urban area – you can often find great examples of fractals.

**TASK: Prepare a Fractal cut out card using cardboard.**

One fractal cut out card can be seen in the given video:

<https://youtu.be/4WVLg1tUiKs?si=Gbw7H7DvuEzFTVRi>

#### 2. Angle Art – Design with Protractors"

**Math Concepts:** Types of angles (acute, obtuse, right, reflex)

**Art Concepts:** Line art, abstract design

**Activity:**

- Using a **protractor**, draw multiple angles in different directions.
- Use those angle lines as a base to create **designs** like abstract sunbursts, fan patterns, or robots.
- Label each angle and decorate the pattern with colors.
- Following link is for demonstration:

<https://youtu.be/6XmiU-ThOVU?si=GmOMQknm9c9z6x8S>

**3. Budgeting for a Family Trip**

**Concepts Used:** Addition, Subtraction, Estimation, Multiplication, Division

**Activity:**

Plan a family trip and make a simple budget. Include travel, food, stay, and entertainment.

- Estimate costs for each item.
- Add everything to get the total cost.
- Divide total cost by number of days to find average daily expense.

✂ You can write it like a story: "We went to Jaipur for 3 days. We spent ₹1500 on food, ₹3000 on hotel..."

**4. How high can you count on your fingers? (Spoiler: much higher than 10) - James Tanton**

Go through the given link and write a short write-up summarizing it.

<https://youtu.be/UixU1oRW64Q?si=CnxKBjUZctkQjh6n>

**5. Master yourself with few questions**

Check your Progress: Do the exercises of Chapter 2 OF NCERT from MTG.

➤ Do the above questions in Maths Revision Notebook.

**NOTE:** All the above activities except Question 5 will be performed in A4 size sheets and attached in a file.

\*\*\*\*\*

**SCIENCE**

- Think of any imaginative characters of your choice. Design a Science fiction based comic book. It should end with a message.
- Prepare a working model on any of the below mentioned topics:  
Food and Technology, Universe and Environment.

**OR**

- Make an attractive Poster to promote "Blood Donation- A Noble cause".

\*\*\*\*\*

**SOCIAL SCIENCE**

**History:** Interview your mother or another member of your family to find out about their life. Now divide their life into different periods and list out the significant events in each period. Explain the basis of your periodization. Paste some photographs also. (In a File)

**OR**

**Civics: Collage making:** Make a collage about the Midday meal scheme started by the government of India as an effort to establish equality in the country. (Size: Half Chart)

**GEOGRAPHY** - Make a table to list five natural resources and five man-made resources in column one. Write about its use and importance to humans in the second column about each resource.  
Hint- Forest- Timber/ wood to build houses, furniture, railway coaches, paper etc.

**Note-** Do this work in your geography notebook.

\*\*\*\*\*

## COMPUTER

Prepare a short video explaining the topic 'Fields where Robots are used'.

Details of the video are as follows:

1. It should not be more than 2 Minutes
2. Start it with a short introduction of yourself.
3. Any video creation app can be used along with video editing features
4. Background of the video should be attractive.

(Note: Submit the same on the Google form using the link given below:

<https://forms.gle/hHFU7WvdP1Xk8gfh6> )

\*\*\*\*\*

## THIRD LANGUAGES

### URDU

Prepare a Pictorial Report on your visit to various places during Summer Vacation. You may also paste different pictures of places which you have visited in any **SCRAP BOOK**. (Report should be of at least 100 words in URDU only)

OR

Write **TWENTY PAGES** of Urdu writing (KHUSH KHAT) in your urdu note book at the back of your copy. (Urdu writing should be neat and clean and leave a line.)

OR

**Art Integrated Project:** Draw anything of your choice and find a quote / thought / few urdu poem lines / sher /any very short story from the internet which compliments the drawing an ivory or A4 drawing sheet. Consult with your urdu teacher before finalizing your writing material.

\*\*\*\*\*

### SANSKRIT

नोट— संकेत 1, 2, 3 अपनी अभ्यास पुस्तिका में करना है तथा संकेत 4 निम्नलिखित मेल पर भेजना है।

1. दैनिक प्रयोग में आने वाली दस धातुओं के अर्थ लिखकर खाद्, पच्, धातु के धातुरूप मुख्य तीनों लकारों में लिखिए।
2. किन्ही दस पुल्लिङ्ग, दस नपुंसकलिङ्ग, व दस स्त्रीलिङ्ग, शब्दों को चुनकर कर लिखिए।
3. किसी एक संस्कृत कवि या एक संस्कृत लेखक का चित्र बनाइये।
4. कोई भी कथा, कहानी, लेख, श्लोकार्थ या अर्थसहित सूक्तियाँ, इन में से किसी भी विषय पर संस्कृत भाषा में लिखिए। नीचे अपना नाम, कक्षा वर्ग व फोटो लगाकर जममौरपद56/हउपसण्ववउ मेल पर भेज दीजिए।

### GERMAN

Mein Traumsommer - My Dream Summer (Poster)

Aufgabe: Gestalte ein Poster mit deinem „Traumsommer“ auf Deutsch – echte oder erfundene Reise, mit Bildern und Texten.

Task: Create a poster about your “dream summer” in German – it can be a real or imaginary trip, with pictures and descriptions in German. You can describe what do you want to do in summers.

\*\*\*\*\*

### FRENCH

Dessine ou colle des images de tes préférés: Plat, Animal, Sport

Écris cinq phrase pour chaque en français.

Draw or paste pictures of your favourite: Food, Animal, Sport

Write 5 sentences for each in French.

\*\*\*\*\*

### ART

Holiday Homework – Mandala Painting





Dear Students,

As part of your holiday homework, you are required to make one Mandala painting on a 27cm x 35 cm sheet. Reference pictures are attached for your guidance, but you are encouraged to use your own imagination and creativity while designing your artwork.



Note: Strictly follow the given paper size.



Submit your completed work to the Art Department within one week after the summer break.







\*\*\*\*\*